



Published Monthly

JUNE 12, 2017

### **President's Message**

Our thanks and gratitude go to Larry Calloway and James Buie for making the easels for the City of Brandon . These were presented to Mayor Lee at our last meeting. He requested that all our members of our club attend the city council meeting of June 19, 2017. This is the club June meeting, which starts at 6:00 p.m. The same time the clubs meeting starts. The mayor request we arrive between 5:30 and 5:45 p.m. so we may be seated before 6:00 p.m. Club members will be seated on the front seats. The council Room is at the other end of the building. This is a carving night and when the mayor Has had his say about us, we can go to our meeting room and do our thing. Be looking for all members at the city council room.

Keep Carving  
Willis

### **“Wood Carving Tips”**

**WE NEED MEMBERS TO PARTICIPATE IN PROVIDING SOME  
“WOOD CARVING TIPS” PLEASE HELP ME WITH THIS I’M SURE  
WE HAVE MEMBERS THAT CAN HELP OUR MEMBERS GET NEW  
IDEAS TO HELP THEM GET BETTER CARVING THEIR WORK.**

**Thanks,  
Wade Buie**

# PRWC MINUTES

PRWC May 15,2017

Call to order: Willis Johnson

Invocation: James Buie

April minutes read and approved.

Treasurer's report given and approved.

There were no new visitors.

James Buie presented thank you cards from the students of Christ Covenant School

(where the soap carving class was held)

Show and Tell:

John Harris showed a fan that fits on a rotary tool to blow dust away as you work.

(\$5 on Amazon). He also showed an air powered Dremel tool that attaches to a shop vac. (Lowe's).

Larry Calloway showed a turned grill handle and described how he ripped then re-fastened the halves in order to turn it.

Bob May showed a wooden "camp fork." He donated a blank of one as a door prize.

Door prizes of the camp fork blank and a twisted stick (to be used for a walking stick) were awarded.

John Harris also brought several raw sticks to be given away.

A refurbished dust collector was donated by James Buie and auctioned off. It was purchased by Bob May with the proceeds going to the club.

Old Business: Volunteers are needed to pick up donated wood from Jim Mitchell's wife. Willis Johnson and others will coordinate on this.

New Business: An updated membership list was distributed by Buck Ross.

A message from Patty Fultz was read regarding recent storm damage to their house.

They have no immediate needs at this time.

June meeting will be a carving night. Please bring a project to work on.

The program was on carving golf balls. Presenters were Mike Mayberry and Bob May

## Golf Ball Carving



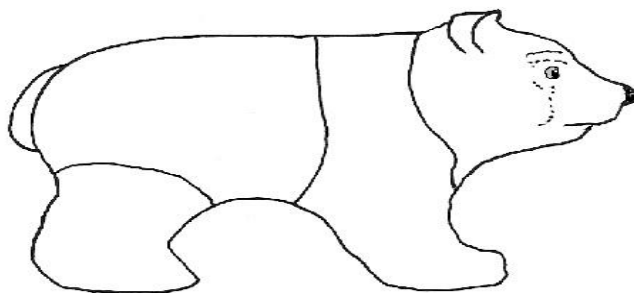

The program at the May meeting was an overview of carving golf balls. This is a recent, but increasingly popular offshoot of wood carving. Mike Mayberry distributed a handout of a cursory introduction to carving golf balls, including some books on the subject which are available. There is a wealth of ideas on the internet – just search “golf ball carving.”

Probably the hardest part of this activity is procuring suitable golf balls to carve, then opening them up! Since golf balls are covered, they are like the proverbial box of chocolates – you never what you’re going to get. They come in two types – wound or solid. You can only carve the solid! It was noted, however by Buck Ross that the higher end balls are usually wound, so if purchasing some – go cheap! Also, some balls that were formerly available from carving supply houses are TOP FLITE XL. Bags of used golf balls can be purchased relatively cheaply, but once again, you don’t know what you are getting.

Finally, Bob May described how he has cut and opened golf balls. You can determine a center line by wrapping a rubber band around the ball then marking it. He then cuts a very shallow groove with a rotary tool along the scribed line. He noted to do this very slowly. Finally, twist half the cover off, leaving the other half as the back of the carving.

There are a multitude of ideas that can be done with golf balls, not just funny faces. Check some out and try it!

### PATTERN OF THE MONTH



**INFORMATION ABOUT THE PRWCGUILD  
2017 BOARD MEMBERS**

Willis Johnson, President.....601-824-0687  
Larry Calloway, Vice-Pres.....601-  
Buck Ross, Treasurer.....601-591-0413  
Mike Mayberry, Secretary.....601-825-8571  
Willis Coker, Librarian.....601-932-1965  
Wade Buie, Show Coordinator....601-506-8356

Newsletter Editor: Wade Buie....601-506-8356  
E-mail: [tbuie1950@att.net](mailto:tbuie1950@att.net)

PRWC GUILD WEBSITE:  
[WWW.PEARLRIVERWOODCARVERS.ORG](http://WWW.PEARLRIVERWOODCARVERS.ORG)  
E-mail: [tbuie1950@att.net](mailto:tbuie1950@att.net)

*The Pearl River Woodcarvers guild is a  
legally incorporated non-profit and tax-  
exempt organization.*

**Meeting Schedule**

**Date: June 19, 2017**  
**Time: 6:00 p.m. until 8:00 p.m.**

**Place:**

Brandon City Hall Building  
1000 West Government St.  
Brandon, Ms.

**Program:**

This will be a carving night so bring  
A project that you are working on lets  
All have a great time carving. Also we  
Need more members participating .

Our meetings are once a month on the  
third Monday evening unless you are  
informed ahead of time by telephone  
by postal service, or by e-mail

PRWC GUILD  
130 Hampton Place  
Madison, MS. 39110



TO:

[Empty box for recipient address]